



**CEE  
Economics  
Data**

**2012-2015**

**Economics, FI/FX & Commodities Research**  
Credit Research  
Equity Research  
Cross Asset Research

Issue 2  
**2014**

“Your Leading Banking Partner  
in Central and Eastern Europe”

 **Bank Austria** Member of  **UniCredit**

 **HypoVereinsbank** Member of  **UniCredit**

 **UniCredit Bank**

 **UniCredit Bank Banja Luka**

 **UniCredit Bulbank**

 **UniCredit Tiriak Bank**

 **Zagrebačka banka**  
UniCredit Group

 **Bank Pekao** Member of  **UniCredit**

 **YapıKredi**

## Contents

4	<b>Bosnia and Herzegovina</b> Bosna i Hercegovina	20	<b>Serbia</b> Srbija
6	<b>Bulgaria</b> България	22	<b>Slovakia</b> Slovensko
8	<b>Croatia</b> Hrvatska	24	<b>Slovenia</b> Slovenija
10	<b>Czech Republic</b> Česká republika	26	<b>Turkey</b> Türkiye
12	<b>Hungary</b> Magyarország	28	<b>Ukraine</b> Україна
14	<b>Poland</b> Polska	30	<b>Euro zone</b> Euroland
16	<b>Romania</b> România	32	<b>Austria</b> Österreich
18	<b>Russia</b> Россия	34	<b>Germany</b> Deutschland
		36	<b>Italy</b> Italia

Gillian Edgeworth, Chief EEMEA Economist (UniCredit Bank London)  
+44 207 826-1772  
gillian.edgeworth@unicredit.eu

**Published:** 3 July 2014

**Source:** National Statistics Offices and Central banks, UniCredit Research

## Bosnia and Herzegovina

### Bosna i Hercegovina

#### UniCredit Bank

Kardinala Stepinca b.b.  
 BH-88000 Mostar  
 Phone (+387 36) 312 112  
 www.unicreditbank.ba

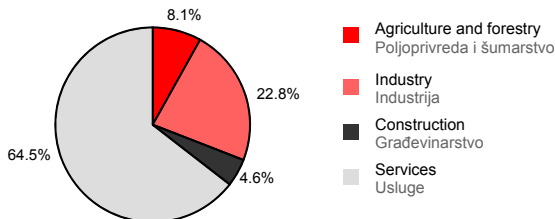
#### UniCredit Bank Banja Luka

Marije Bursac 7  
 BH-78000 Banja Luka  
 Phone (+387 51) 243 295  
 www.unicreditbank-bl.ba

Structural indicators	Strukturni pokazatelji
Area (km <sup>2</sup> ) Površina (km <sup>2</sup> )	51,129
Population (mn) Stanovništvo (mil.)	3.832
President Predsjedavajući Predsjedništva BiH	Bakir Izetbegović
Prime Minister Predsjedavajući Vijeća ministara BiH	Vjekoslav Bevanda
GDP (2013 in EUR bn) BDP (2013., u milijardama EUR)	13.4
Per capita GDP (2013 in EUR) BDP po glavi stanovnika (2013., u EUR)	3,504
Exports as % of GDP (2013) Izvoz u % BDP (2013)	32.0

#### Gross domestic product by economic sectors 2013

Bruto domaći proizvod po sektorima gospodarstva u 2013



Indicators Bosnia and Herzegovina Pokazatelji Bosna i Hercegovina	2012	2013	2014	2015
GDP (real, yoy, %) Bruto domaći proizvod (realno, godišnja stopa promjene u %)	-1.21	2.1	0	2.9
Gross fixed capital formation (real, yoy, %) Investicije u osnovna sredstva (realno, godišnja stopa promjene u %)	n.a.	n.a.	n.a.	n.a.
Industrial output (real, yoy, %) Industrijska proizvodnja (realno, godišnja stopa promjene u %)	-5.2	6.4	2	6.0
Consumer prices (yearly average) Potrošačke cijene (prosječna godišnja stopa promjene u %)	2.1	-0.1	-0.2	2.5
Unemployment rate (yearly average) Stopa nezaposlenosti (godišnji prosjek u %)	44.1	44.6	44.4	44
Merchandise exports (EUR mn) Izvoz robe (u mil. EUR)	2,575	2,799	2,812	3,196
Merchandise imports (EUR mn) Uvoz robe (u mil. EUR)	6,893	6,788	7,286	7,772
Current account (% of GDP) Saldo tekućeg računa platne bilance (u % BDP-a)	-9.3	-5.5	-8.0	-8.2
FDI (inflow, % of GDP) Izravna inozemna ulaganja (neto priljev, u % BDP-a)	2.1	1.9	3.4	4
Budget balance (% of GDP) Saldo proračuna (u % BDP-a)	-1.9	-2.3	-3.4	-3.1
Average exchange rate: BAM/EUR Prosječni devizni tečaj: BAM/EUR	1.96	1.96	1.96	1.96
ECB REFI rate (end of December) REFI kamatna stopa ECB-a (stanje na kraju prosinca)	0.8	0.3	0.2	0.3

Note: since 2011 data on exports/imports in accordance with new methodology (BPL6)  
 Bilješka: od 2011 podaci o izvozu/uvozu u skladu s novom metodologijom (BPL6)

## Bulgaria

### България

#### UniCredit Bulbank

Sveta Nedelya Sq. 7

BG-1000 Sofia

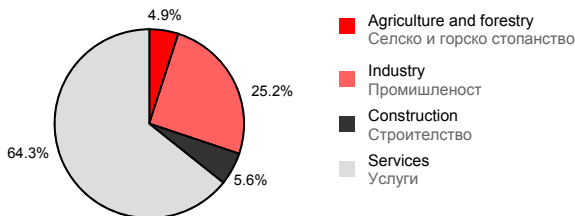
Phone (+359 2) 923 2111

www.unicreditbulbank.bg

Structural indicators Структурни индикатори	
Area (km <sup>2</sup> ) Площ (кв. км)	111.002
Population (mn) Население в млн.	7.2
President Президент	Rosen Plevneliev
Prime Minister Министър председател	Plamen Oresharski
GDP 2013 (EUR bn) БВП за 2013 (в млрд. евро)	39.9
Per capita GDP 2013 (EUR) БВП на човек от населението за 2013 (в евро)	5,512
Exports as % of GDP 2013 Износ в % от БВП за 2013	69.9

#### Gross domestic product by economic sectors 2013\*

Брутен вътрешен продукт по икономически сектори за 2013



\*Incl. adjustments (taxes less subsidies on products) distributed according to the relative share of each sector in GVA

<b>Indicators Bulgaria</b> Индикатори за България	<b>2012</b>	<b>2013E</b>	<b>2014F</b>	<b>2015F</b>
GDP (real, yoy, %) БВП (годишен реален ръст, в %)	0.6	0.9	1.5	2.1
Gross fixed capital formation (real, yoy, %) Бруто капиталобразуване (годишен реален ръст, в %)	4.0	-0.7	2.0	4.4
Industrial output (real, yoy, %) Промислено производство (годишен реален ръст, в %)	-0.2	0.3	3.1	3.0
Consumer prices (yearly average) Индекс на потребителски цени (средно годишно, в %)	3.0	0.9	-0.8	1.4
Unemployment rate (yearly average) Равнище на безработицата (средно годишно, в %)	12.3	12.9	12.9	12.5
Merchandise exports (EUR mn) Стоков износ (млн. евро)	20,770	22,228	23,002	23,922
Merchandise imports (EUR mn) Стоков внос (млн. евро)	24,230	24,581	25,535	26,792
Current account (% of GDP) Текуща сметка (в % от БВП)	-0.8	1.9	1.7	0.3
FDI (inflow, % of GDP) Преки чуждестранни инвестиции	2.7	2.7	3.2	3.8
Budget balance (% of GDP) Бюджетен баланс (в % от БВП)	-0.4	-1.9	-2.3	-2.2
Gross foreign debt (% of GDP) Брутен външен дълг (в % от БВП)	94.6	93.5	92.2	87.5
Average exchange rate: BGN/EUR Среден валутен курс: BGN/EUR	1.96	1.96	1.96	1.96
Leonia, (avg.) Леониа (средно годишна)	0.10	0.02	0.09	0.14

## Croatia

### Hrvatska

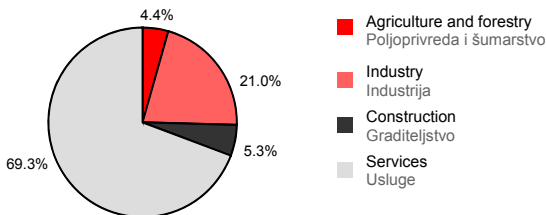
#### Zagrebačka banka

Paromlinska 2  
 HR-10000 Zagreb  
 Phone (+385 1) 6104 000  
 www.zaba.hr

Structural indicators	Strukturalni pokazatelji
Area (km <sup>2</sup> )	56,594
Površina (km <sup>2</sup> )	
Population (mn)	4.253
Stanovništvo (u milijunima)	
President	Ivo Josipović
Predsjednik	
Prime Minister	Zoran Milanović
Predsjednik Vlade	
GDP (2013 in EUR bn)	43.2
BDP (u 2013., u milijardama EUR)	
Per capita GDP (2013 in EUR)	10,148
BDP po glavi stanovnika (u 2013., u EUR)	
Exports as % of GDP (2013)	44.7
Izvoz u % BDP-a (u 2013)	

#### Gross domestic product by economic sectors 2013

Bruto domaći proizvod po sektorima gospodarstva u 2013





<b>Indicators Croatia</b> <b>Pokazatelji za Hrvatsku</b>	<b>2012</b>	<b>2013</b>	<b>2014</b>	<b>2015</b>
<b>GDP (real, yoy, %)</b> Bruto domaći proizvod (realno, godišnja stopa promjene u %)	-2.2	-0.9	-1.0	0.5
<b>Gross fixed capital formation (real, yoy, %)</b> Investicije u osnovna sredstva (realno, godišnja stopa promjene u %)	-3.1	-1.3	-0.5	3.0
<b>Industrial output (real, yoy, %)</b> Industrijska proizvodnja (realno, godišnja stopa promjene u %)	-5.5	-1.8	0	4.0
<b>Consumer prices (yearly average chg. in %)</b> Potrošačke cijene (prosječna godišnja stopa promjene u %)	3.4	2.2	0.5	1.6
<b>Unemployment rate (yearly average)</b> Stopa nezaposlenosti (godišnji prosjek u %)	15.8	17.2	17.5	16.8
<b>Merchandise exports (EUR mn)</b> Izvoz robe (u milijunima EUR)	9,803	9,790	9,633	10,376
<b>Merchandise imports (EUR mn)</b> Uvoz robe (u milijunima EUR)	15,837	16,137	16,625	17,941
<b>Current account (% of GDP)</b> Saldo tekućeg računa platne bilance (u % BDP-a)	-0.1	0.9	1.2	-0.3
<b>FDI (inflow, % of GDP)</b> Izravna inozemna ulaganja (neto priljev, u % BDP-a)	2.5	1.6	1.4	1.7
<b>Budget balance (% of GDP)</b> Saldo proračuna (u % BDP-a)	-5.0	-4.9	-5.1	-4.6
<b>Gross foreign debt (% of GDP)</b> Bruto dug prema inozemstvu (u % BDP-a)	103.1	105.7	107.8	108.1
<b>Average exchange rate: HRK/EUR</b> Prosječni devizni tečaj: HRK/EUR	7.52	7.57	7.60	7.58
<b>1M ZIBOR (avg. in %)</b> 1TJ ZIBOR (prosječno)	1.4	0.7	0.7	0.8

## Czech Republic

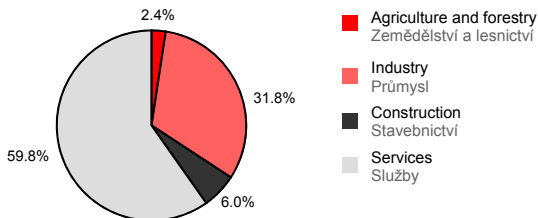
### Česká republika

**UniCredit Bank**  
 Želetavská 1525/1  
 CZ-14000 Praha 4  
 Phone (+420) 955 911 111  
 www.unicreditbank.cz

Structural indicators	Strukturální ukazatele
Area (km <sup>2</sup> ) Rozloha (km <sup>2</sup> )	78,867
Population (mn) Počet obyvatel (v mil.)	10.517
President Prezident	Miloš Zeman
Prime Minister Předseda vlády	Bohuslav Sobotka
GDP 2013 (EUR bn) HDP 2013 (v mld. EUR)	149.5
Per capita GDP 2013 (EUR) HDP na hlavu (2013, v EUR)	14,217
Exports as % of GDP 2013 Vývoz v % HDP (2013)	79.6

### Gross domestic product by economic sectors 2013

#### Hrubý domácí produkt podle sektorů ekonomiky 2013



Indicators Czech Republic Ukazatele Česká republika	2012	2013	2014	2015
GDP (real, yoy, %) HDP (reálný meziroční růst v %)	-0.9	-0.9	2.8	3.0
Gross fixed capital formation (real, yoy, %) Tvorba hrubého fixního kapitálu (reálný meziroční růst v %)	-4.3	-3.6	3.5	5.0
Industrial output (real, yoy, %) Průmyslová výroba (reálný meziroční růst v %)	-0.8	-0.1	6.0	4.5
Consumer prices (yearly average) Spotřebitelské ceny (průměrná meziroční změna v %)	3.3	1.4	0.8	2.2
Unemployment rate (yearly average) Míra nezaměstnanosti (roční průměr v %)	6.8	7.7	7.6	6.9
Merchandise exports (EUR mn) Vývoz zboží (v mil. EUR)	122,220	121,965	129,209	138,254
Merchandise imports (EUR mn) Dovoz zboží (v mil. EUR)	110,059	108,464	113,611	122,132
Current account (% of GDP) Běžný účet (v % HDP)	-1.3	-1.4	-0.1	-1.2
FDI (inflow, % of GDP) Přímé zahraniční investice (příviv v % HDP)	4.1	2.5	3.2	3.3
Budget balance (% of GDP) Bilance veřejných rozpočtů (v % HDP)	-4.2	-1.5	-1.7	-2.5
Gross foreign debt (% of GDP) Hrubá zahraniční zadluženost (v % HDP)	50.8	57.0	57.7	58.3
Average exchange rate: EUR/CZK Průměrný směnný kurs: EUR/CZK	25.1	26.0	27.3	27.0
2-week repo rate (end of period, %) 2-týdenní repo sazba (konec období, v %)	0.05	0.05	0.05	0.50

## Hungary

### Magyarország

#### UniCredit Bank

Szabadság Tér 5-6

H-1054 Budapest

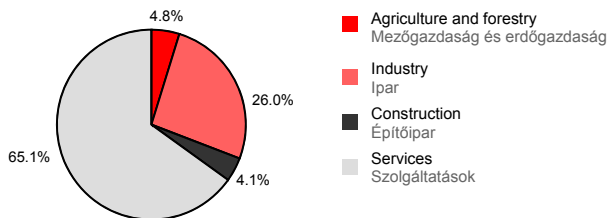
Phone (+36 1) 301 1271

www.unicreditbank.hu

Structural indicators Összefoglaló adatok	
Area (km <sup>2</sup> ) Terület (km <sup>2</sup> )	93,036
Population (mn) Lakosságszám (millió)	9.909
President Államfő	János Áder
Prime Minister Miniszterelnök	Viktor Orbán
GDP 2013 (EUR bn) GDP 2013 (mrd EUR)	97.90
Per capita GDP 2013 (EUR) Egy főre jutó GDP 2013 (EUR)	9,880
Exports as % of GDP 2013 Export a GDP 2013 %-ában	96.0

#### Gross domestic product by economic sectors 2013

A bruttó hazai termék gazdasági szektorok közötti megoszlása 2013



<b>Indicators Hungary</b> Gazdasági jelzőszámok, Magyarország	<b>2012</b>	<b>2013</b>	<b>2014</b>	<b>2015</b>
GDP (real, yoy, %) GDP (reál, év/év, %)	-1.7	1.1	2.9	2.0
Gross fixed capital formation (real, yoy, %) Bruttó állóeszközfelhalmozás (reál, év/év, %)	-3.8	5.8	6.7	2.5
Industrial output (real, yoy, %) Ipari termelés (reál, év/év, %)	-1.4	1.7	5.3	4.1
Consumer prices (yearly average) Fogyasztói árak növekedése (éves átlagos)	5.7	1.6	0.5	3.0
Unemployment rate (yearly average) Munkanélküliségi ráta (éves átlagos)	10.7	9.1	8.0	8.4
Merchandise exports (EUR mn) Áru export (millió EUR)	77,770.77	79,559.76	81,397.14	84,521.11
Merchandise imports (EUR mn) Áru import (millió EUR)	73,073.00	74,656.16	76,779.08	80,068.85
Current account (% of GDP) Folyó fizetési mérleg (a GDP %-ában)	1.7	3.0	2.2	2.1
FDI (inflow, % of GDP) FDI (bejövő, a GDP %-ában)	1.5	0.6	-0.6	-0.4
Budget balance (% of GDP) Államháztartás egyenlege (a GDP %-ában)	-1.9	-2.2	-2.9	-2.9
Gross foreign debt (% of GDP) Bruttó külső adósság (a GDP %-ában)	136.3	130.2	124.6	118.0
Average exchange rate: HUF/EUR Átlagos HUF/EUR árfolyam	289.3	297.0	308.8	310.6
Base rate (end of period, %) Jegybanki alapkamat (időszak végén, %)	5.75	3.00	2.00	2.50

## Poland

### Polska

#### Bank Pekao

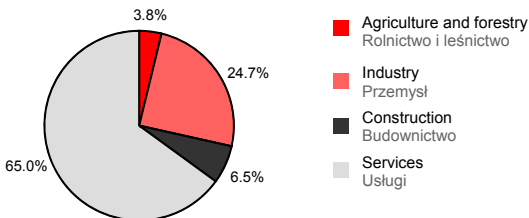
Ul. Grzybowska 53/57  
 PL-00950 Warsaw  
 Phone (+48 42) 6838 232  
 www.pekao.com.pl

#### Structural indicators Wskaźniki strukturalne

Area (km <sup>2</sup> ) Powierzchnia (km <sup>2</sup> )	312,685
Population (mn) Ludność (mln)	38.5
President Prezydent	Bronislaw Komorowski
Prime Minister Premier	Donald Tusk
GDP 2013 (EUR bn) PKB w 2013 (mld EUR)	389.8
Per capita GDP 2013 (EUR) PKB per capita w 2013 (EUR)	10,125
Exports as % of GDP 2013 Eksport jako % PKB w 2013	47.8

#### Gross domestic product by economic sectors 2013

Produkt krajowy brutto – udział sektorów 2013



<b>Indicators Poland</b> Wskaźniki dla Polski	<b>2012</b>	<b>2013</b>	<b>2014</b>	<b>2015</b>
GDP (real, yoy, %) Realny PKB	2.0	1.6	3.3	3.6
Gross fixed capital formation (real, yoy, %) Nakłady brutto na środki trwałe (% r/r)	-1.6	-0.2	4.7	8.8
Industrial output (real, yoy, %) Produkcja przemysłowa (% r/r)	0.8	2.2	6.5	9.5
Consumer prices (yearly average) Ceny konsumenta (średnia w roku)	3.7	0.9	0.4	2.2
Unemployment rate (yearly average) Stopa bezrobocia (średnia w roku)	12.8	13.5	12.5	11.9
Merchandise exports (EUR mn) Eksport towarów (mln EUR)	148,511	155,956	169,502	186,452
Merchandise imports (EUR mn) Import towarów (mln EUR)	153,686	153,650	166,284	183,744
Current account (% of GDP) Deficyt na rachunku obrotów bieżących (% PKB)	-3.7	-1.3	-1.3	-1.8
FDI (inflow, % of GDP) Bezpośrednie inwestycje zagraniczne (% PKB)	1.2	-1.2	1.7	2.3
Budget balance (% of GDP) Deficyt budżetowy (% PKB)	-3.9	-4.3	5.5	-3.0
Gross foreign debt (% of GDP) Całkowity dług zagraniczny (% PKB)	71.0	69.8	66.1	63.6
Average exchange rate: EUR/PLN Średni kurs EUR/PLN	4.19	4.2	4.13	4.10
Reference rate (end of period, %) Stopa referencyjna (na koniec roku, %)	4.25	2.50	2.50	3.00

## Romania

### România

#### UniCredit Tiriac Bank

1F, Expozitiei Boulevard

RO-012101, Bucharest 1

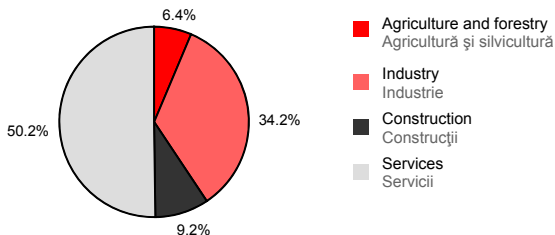
Phone: +40 21 200 2009

[www.unicredit-tiriac.ro](http://www.unicredit-tiriac.ro)

Structural indicators	Indicatori de structura
Area (km <sup>2</sup> )	238,391
Suprafața (km <sup>2</sup> )	
Population (mn)	21.4
Populația (în mil.)	
President	Traian Băsescu
Președinte	
Prime Minister	Victor Ponta
Prim Ministru	
GDP 2013 (EUR bn)	131.52
PIB (2013, în mrd. EUR)	
Per capita GDP 2013 (EUR)	6,146
PIB/cap de locuitor (2013, în EUR)	
Exports as % of GDP 2013	42.2
Exporturi în % din PIB 2013	

#### Gross domestic product by economic sectors 2013\*

Produsul Intern Brut pe sectoare 2013



\*Contributions to gross value added



Indicators Romania Indicatori România	2012	2013	2014	2015
GDP (real, yoy, %) PIB real (an curent/an precedent, în %)	0.6	3.5	2.7	3.0
Gross fixed capital formation (real, yoy, %) Formarea Brută de capital (reală, an curent/an precedent, în %)	3.8	-3.3	-2.0	2.6
Industrial output (real, yoy, %) Producția industrială (reală, an curent/an precedent, în %)	2.4	7.9	6.0	4.4
Consumer prices (yearly average) Indicele Prețurilor de consum (media anuală)	3.3	4.0	1.7	3.3
Unemployment rate (yearly average) Rata șomajului (media anuală)	7.0	7.3	7.2	7.0
Merchandise exports (EUR mn) Exportul de bunuri (în mil EUR)	45,069.63	49,562.59	53,498.55	57,837.48
Merchandise imports (EUR mn) Importul de bunuri (în mil EUR)	52,448.57	52,986.08	57,000.85	61,463.02
Current account (% of GDP) Cont curent (în procent din PIB)	-4.4	-1.1	-1.1	-1.3
FDI (inflow, % of GDP) Investițiile Străine Directe (intrări, în procent din PIB)	1.3	1.8	1.2	1.2
Budget balance (% of GDP) Soldul bugetar (în procent din PIB)	-2.9	-2.3	-2.8	-2.4
Gross foreign debt (% of GDP) Datoria Externă brută (în procent din PIB)	75.7	67.5	65.2	61.4
Average exchange rate: RON/EUR Cursul mediu de schimb: RON/EUR	4.46	4.42	4.47	4.39
Policy rate (end of period, %) Rata dobânzii de politică monetară (la sfârșitul perioadei, în %)	5.25	4.00	3.50	3.50

## Russia

### Россия

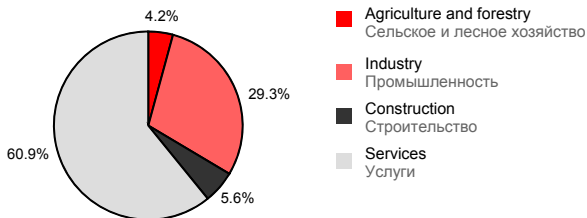
**UniCredit Bank**  
 Prechistenskaya Emb. 9  
 RF-119034 Moscow  
 Phone (+7 495) 258 7200  
 www.unicreditbank.ru

**Yapi Kredi Moscow**  
 Goncharnaya Emb. 2  
 RF-115172 Moscow  
 Phone (+7 495) 234 9889  
 www.ykb.ru

Structural indicators	Структурные индикаторы
Area (km <sup>2</sup> ) Площадь (км <sup>2</sup> )	17,098,200
Population (mn) Население (млн)	142.7
President Президент	Vladimir Putin
Prime Minister Председатель Правительства	Dmitry Medvedev
GDP 2013 (EUR bn) ВВП 2013 (млрд. Евро)	1,573
Per capita GDP 2013 (EUR) ВВП на душу населения (2013 г., Евро)	11,023
Exports as % of GDP 2013 Экспорт в % от ВВП (2013)	25.0

### Gross domestic product by economic sectors 2013

#### Валовой внутренний продукт по секторам экономики 2013



<b>Indicators Russia</b> Показатели Россия	<b>2012</b>	<b>2013</b>	<b>2014</b>	<b>2015</b>
GDP (real, yoy, %) ВВП (реальный рост, %)	3.4	1.3	-0.7	0.8
Gross fixed capital formation (real, yoy, %) Валовое накопление основного	6.4	-0.3	-6.0	-2.0
Industrial output (real, yoy, %) Промышленное производство	3.4	0.4	1.0	1.7
Consumer prices (yearly average) Потребительские цены (в среднем за год)	5.1	6.8	7.3	5.6
Unemployment rate (yearly average) Уровень безработицы (в среднем за год)	5.3	5.4	5.9	6.2
Merchandise exports (EUR mn) Экспорт товаров (млн. Евро)	411,592.0	392,632.5	362,555.0	359,467.2
Merchandise imports (EUR mn) Импорт товаров (млн. Евро)	261,525.0	259,174.9	235,322.9	237,345.5
Current account (% of GDP) Счет текущих операций (% ВВП)	4.1	1.6	1.3	0.9
FDI (inflow, % of GDP) Прямые иностранные инвестиции	0.1	-0.7	-0.3	0
Budget balance (% of GDP) Сальдо бюджета (% от ВВП)	0	-0.5	0.5	-0.7
Gross foreign debt (% of GDP) Валовой внешний долг (% от ВВП)	31.2	34.8	39.6	40.1
Average exchange rate: RUB/EUR Средний обменный курс RUB/EUR	40.23	42.41	49.84	52.18
3-M Mosprime, (end of period, %) Моспрайм 3-месяц (на конец периода, %)	7.1	7.0	9.3	8.6

## Serbia

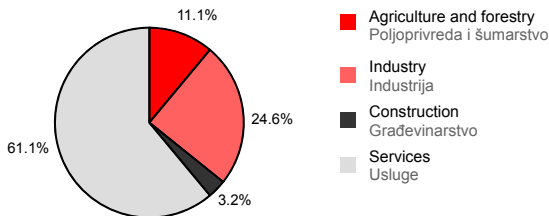
### Srbija

**UniCredit Bank**  
 Rajičeva 27-29  
 SRB-11000 Belgrade  
 Phone (+381 11) 3204 500  
 www.unicreditbank.rs

Structural indicators	Strukturni indikatori
Area (km <sup>2</sup> ) Površina (km <sup>2</sup> )	102,713
Population (mn) Stanovništvo (u milionima)	7.182
President Predsednik	Tomislav Nikolić
Prime Minister Premijer	Aleksandar Vučić
GDP (2012 in, EUR bn) Bruto domaći proizvod (u 2012., u milijardama EUR)	32.0
Per capita GDP 2012 (EUR) BDP po glavi stanovnika (u 2012., u EUR)	4,453
Exports as % of GDP (2012) Izvoz u % BDP-a (u 2012.)	45.0

### Gross domestic product by economic sectors 2013

Bruto domaći proizvod po sektorima ekonomije u 2013



Indicators Serbia Indikatori za Srbiju	2012	2013	2014	2015
GDP (real, yoy, %) Bruto domaći proizvod (realno, godišnja stopa promene u %)	-1.5	2.5	0.6	1.8
Gross fixed capital formation (real, yoy, %) Investicije u osnovna sredstva (realno, godišnja stopa promene u %)	14.4	-7.7	4.5	7.2
Industrial output (real, yoy, %) Industrijska proizvodnja (realno, godišnja stopa promene u %)	-2.2	5.5	1.5	3.0
Consumer prices (yearly average) Potrošačke cene (prosečna godišnja stopa rasta u %)	7.3	7.9	3.8	5.3
Unemployment rate (yearly average) Stopa nezaposlenosti (godišnji prosek u %)	23.9	22.1	22.4	22.1
Merchandise exports (EUR mn) Izvoz robe (u milionima EUR)	8,726	10,956	11,997	12,801
Merchandise imports (EUR mn) Uvoz robe (u milionima EUR)	14,206	14,934	15,950	16,907
Current account (% of GDP) Saldo tekućeg računa platnog bilansa (u % BDP-a)	-10.7	-5.0	-4.6	-4.8
FDI (inflow, % of GDP) Direktne strane investicije (neto priliv, u % BDP-a)	0.8	2.4	3.3	3.5
Budget balance (% of GDP) Budžetski saldo (u % BDP-a)	-6.6	-5.0	-5.2	-4.8
Gross foreign debt (% of GDP) Bruto dug prema inostranstvu (u % BDP-a)	86.9	80.8	82.3	82.2
Average exchange rate: RSD/EUR Prosečni devizni kurs: RSD/EUR	113.13	113.14	115.85	118.63
Reference rate (end of period, %) Referentna kamatna stopa (kraj perioda, u %)	11.25	9.50	7.75	7.50

## Slovakia

### Slovensko

#### UniCredit Bank

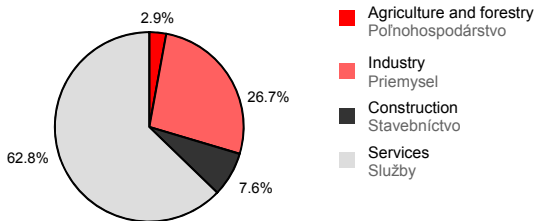
Šancová 1/A  
 SK-813 33 Bratislava  
 Phone (+42 12) 4950 2427  
 www.unicreditbank.sk

#### Structural indicators Základné údaje

Area (km <sup>2</sup> ) Rozloha (km <sup>2</sup> )	49,037
Population (mn) Obyvateľstvo (v mil.)	5.4
President Prezident	Andrej Kiska
Prime Minister Premiér	Robert Fico
GDP 2013 (EUR bn) HDP (2013 v mld. eur)	72.1
Per capita GDP 2013 (EUR) HDP na obyvateľa (2013, eur)	13,325
Exports as % of GDP 2013 Vývoz v % HDP (2013)	97.6

#### Gross domestic product by economic sectors 2013

##### HDP podľa sektorov 2013



<b>Indicators Slovakia</b> <b>Ukazovatele Slovensko</b>	<b>2012</b>	<b>2013</b>	<b>2014</b>	<b>2015</b>
GDP (real, yoy, %) Rast HDP (reálny)	1.8	0.9	3.0	3.5
Gross fixed capital formation (real, yoy, %) Tvorba hrubého fixného kapitálu (v stálych cenách)	-10.5	-4.3	3.5	3.7
Industrial output (real, yoy, %) Priemyselná produkcia (v stálych cenách)	7.7	5.3	6.3	6.5
Consumer prices (yearly average) Inflácia (spotrebiteľská, ročný priemer)	3.6	1.4	0.2	1.8
Unemployment rate (yearly average, Eurostat) Nezamestnanosť (ročný priemer m. Eurostatu)	14.0	14.2	13.9	13.3
Merchandise exports (EUR mn) Vývoz tovarov (v mil. eur)	62,144	64,361	67,000	71,087
Merchandise imports (EUR mn) Dovoz tovarov (v mil. eur)	58,588	60,077	62,781	66,862
Current account (% of GDP) Bežný účet (v % HDP)	2.3	2.1	1.9	1.7
FDI (inflow, % of GDP) Priame zahraničné investície (prítok, v % HDP)	3.1	0.6	1.9	2.1
Budget balance (% of GDP) Deficit verejných financií (v % HDP)	-4.5	-2.8	-2.5	-2.4
Gross foreign debt (% of GDP) Zahraničný dlh (hrubý, v % HDP)	75.6	82.7	83.4	83.6
Average exchange rate: USD/EUR Priemerný výmenný kurz: USD/EUR	1.28	1.33	1.41	1.46
ECB repo rate (end of period, %) Repo sadzba centrálnej banky (koniec roka, v %)	0.75	0.25	0.15	0.25

## Slovenia

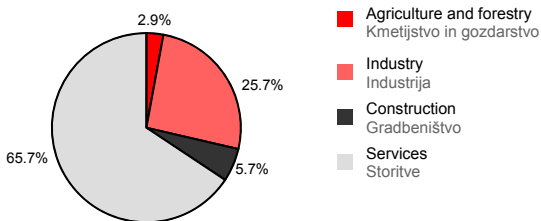
### Slovenija

**UniCredit Bank**  
 Šmartinska cesta 140  
 SI-1000 Ljubljana  
 Phone (+386 1) 5876 600  
 www.unicreditbank.si

Structural indicators Strukturni kazalci	
Area (km <sup>2</sup> ) Površina (km <sup>2</sup> )	20,273
Population (mn) Prebivalstvo (v mio)	2.059
President Predsednik	Borut Pahor
Prime Minister Predsednik Vlade	Alenka Bratušek
GDP (2012 in EUR bn) BDP (2012 v mlrd EUR)	35.3
Per capita GDP (2012 in EUR) BDP na prebivalca (2012 v EUR)	17,128
Exports as % of GDP 2012 Izvoz v % od BDP (2012)	77.7

### Gross domestic product by economic sectors 2013

#### Bruto domači proizvod po gospodarskih panogah 2013





<b>Indicators Slovenia</b> <b>Kazalci za Slovenijo</b>	<b>2012</b>	<b>2013</b>	<b>2014</b>	<b>2015</b>
<b>GDP (real, yoy, %)</b> Bruto domači proizvod (realno, v primerjavi s prejšnjim letom, v %)	-2.5	-1.1	0.3	1.5
<b>Gross fixed capital formation (real, yoy, %)</b> Investicije v osnovna sredstva (realno, v primerjavi s prejšnjim letom, v %)	-8.2	0.2	1.7	2.8
<b>Industrial output (real, yoy, %)</b> Industrijska proizvodnja (realno, v primerjavi s prejšnjim letom, v %)	-0.9	-0.9	2.5	3.0
<b>Consumer prices (yearly average)</b> Cene življenjskih potrebščin (letno povprečje, v %)	2.8	1.9	0.7	1.8
<b>Unemployment rate (yearly average)</b> Stopnja brezposelnosti (letno povprečje, v %)	8.9	10.1	10.2	10.3
<b>Merchandise exports (EUR mn)</b> Izvoz blaga (v mio EUR)	21,631	22,026	22,907	24,053
<b>Merchandise imports (EUR mn)</b> Uvoz blaga (v mio EUR)	21,802	21,381	21,980	23,079
<b>Current account (% of GDP)</b> Saldo tekočega računa plačilne bilance (v % od BDP)	2.9	6.0	6.6	6.3
<b>FDI (inflow, % of GDP)</b> Neposredne tuje naložbe (neto priliv, v % od BDP)	0.5	-1.7	0.7	1.2
<b>Budget balance (% of GDP)</b> Saldo proračuna (v % od BDP)	-4.0	-14.7	-4.4	-3.6
<b>Gross foreign debt (% of GDP)</b> Bruto zadolženost v tujini (v % od BDP)	116.8	113.2	115.1	117.4
<b>Average exchange rate: USD/EUR</b> Povprečni menjalni tečaj: USD/EUR	1.28	1.33	1.37	1.37
<b>ECB Refi rate, (end of period, %)</b> Obrestna mera refinanciranja ECB (konec obdobja, v %)	0.75	0.25	0.15	0.25

## Turkey Türkiye

### UniCredit Menkul Değerler A.S.

Buyukdere Cad. No 195/5

TR-34394 Levent İstanbul

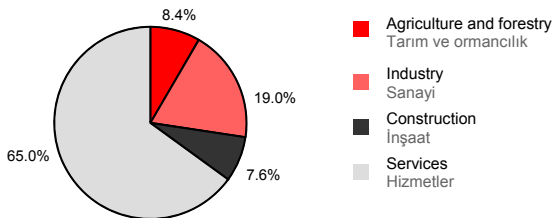
Phone +90 212 385 9551

www.unicreditgroup.com.tr

Structural indicators Yapısal Göstergeler	
Area (km <sup>2</sup> ) Yüzölçümü (km <sup>2</sup> )	780,576
Population (2010 mid year, mn) Nüfus (2010 yıl ortası, milyon)	75.80
President Cumhurbaşkanı	Abdullah Gül
Prime Minister Başbakan	Recep Tayyip Erdoğan
GDP 2013 (EUR bn) GSYH 2013 (milyar AVRO)	616.00
Per capita GDP 2013 (EUR) Kişi başına düşen GSYH (2013, AVRO)	8,127
Exports as % of GDP 2013 İhracatın GSYH'ye oranı (% , 2013)	18.30

### Gross domestic product by economic sectors 2013

GSYH'nin iktisadi faaliyet kollarına göre dağılımı, 2013



<b>Indicators Turkey</b> Göstergeler Türkiye	<b>2012</b>	<b>2013</b>	<b>2014</b>	<b>2015F</b>
GDP (real, yoy, %) GSYH (sabit fiyatlarla, yıllık % değişim)	2.1	4.0	2.5	2.3
Gross fixed capital formation (real, yoy, %) Sabit Sermaye Yatırımı (sabit fiyatlarla, yıllık % değişim)	-2.7	4.3	-1.5	2.5
Consumer prices (yearly average) Tüketici fiyatları (yıllık ortalama enflasyon)	8.9	7.5	8.3	5.8
Unemployment rate (yearly average) İşsizlik oranı (yıllık ortalama)	8.4	9.1	9.2	9.3
Merchandise exports (EUR mn) Mal İhracatı (milyon AVRO)	n.a.	n.a.	n.a.	n.a.
Merchandise imports (EUR mn) Mal İthalatı (milyon AVRO)	n.a.	n.a.	n.a.	n.a.
Current account (% of GDP) Cari işlemler dengesi (GSYH'ye oran, %)	-6.2	-8.0	-5.6	-5.2
FDI (inflow, % of GDP) DYY (giriş, GSYH'ye oran, %)	1.2	1.2	1.6	1.8
Budget balance (% of GDP) Bütçe dengesi (GSYH'ye oran, %)	-1.8	-1.5	-2.7	-3.4
Gross foreign debt (% of GDP) Brüt dış borç stoku (GSYH'ye oran, %)	41.7	47.8	53.0	55.5
Average exchange rate: (Y)TL/EUR Ortalama (Y)TL/AVRO döviz kuru	2.3	2.5	3.0	3.2
Reference rate (weekly simple, end of period, %) TCMB borçlanma faizi (gecelik basit, yıl sonu, %)	5.5	4.5	8.0	7.5

## Ukraine Україна

### UniCredit Bank

14-A, Yaroslaviv Val  
 UA-01034 Kiev  
 Phone (+380 44) 585 8985  
 www.unicreditbank.com.ua

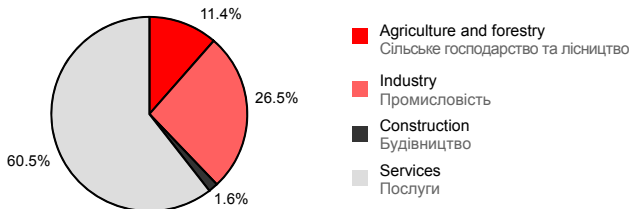
### Ukrsotsbank

29 Kovpak street  
 UA-03150 Kiev  
 Phone (+380 44) 230 3203  
 www.usb.com.ua

Structural indicators	Структурні Показники
Area (km <sup>2</sup> ) Площа (км <sup>2</sup> )	603,550
Population (mn) Населення (млн.)	45.40
President Президент	Petro Poroshenko
Prime Minister Прем'єр-міністр	Arseniy Yatsenyuk
GDP 2013 (EUR bn) ВВП 2013 (млрд. Євро)	134.30
Per capita GDP 2013 (EUR) ВВП на душу населення (2013 г. Євро)	2,958
Exports as % of GDP 2013 Експорт в % від ВВП (2013)	35.5

### Gross domestic product by economic sectors 2013

Валовий внутрішній продукт по галузях економіки 2013



Indicators Ukraine Показники України	2012	2013	2014	2015
GDP (real, yoy, %) Реальний ВВП (зміна за рік, у %)	0.30	0	-7.00	0.50
Gross fixed capital formation (real, yoy, %) Приріст основного капіталу (реальний зміна за рік, у %)	2.80	-6.60	0	0
Industrial output (real, yoy, %) Обсяг промислового виробництва	n.a.	n.a.	n.a.	n.a.
Consumer prices (yearly average) Споживчі ціни (в середньому за рік)	0.58	-0.26	11.24	10.75
Unemployment rate (yearly average) Безробіття (в середньому за рік)	7.78	7.53	7.60	8.03
Merchandise exports (EUR mn) Експорт товарів (млн. євро)	n.a.	n.a.	n.a.	n.a.
Merchandise imports (EUR mn) Імпорт товарів (млн. євро)	n.a.	n.a.	n.a.	n.a.
Current account (% of GDP) Баланс поточних платежів (у % від ВВП)	-8.20	-9.17	-1.49	-2.13
FDI (inflow, % of GDP) Прямі іноземні інвестиції (у % від ВВП)	3.80	1.88	1.86	2.13
Budget balance (% of GDP) Баланс бюджету (у % від ВВП)	-4.47	-4.48	-5.20	-4.60
Average exchange rate: UAH/EUR Середній обмінний курс: UAH/EUR	10.39	10.83	15.47	16.99
Reference rate (Kyiv 3-M, end of period, %) Облікова ставка (на кінець періоду, %)	7.50	6.50	9.50	9.00

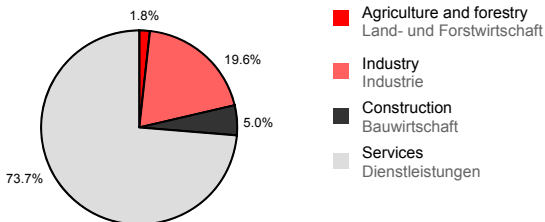
## Euro zone

### Euroland

Structural indicators	Strukturindikatoren
Area (km <sup>2</sup> ) Fläche (km <sup>2</sup> )	2,776,767
Population (mn) Bevölkerung (Mio.)	333.4
GDP 2013 (EUR bn) BIP 2013 (Mrd. EUR)	9,603
Per capita GDP 2013 (EUR) BIP pro Kopf 2013 (EUR)	28,799
Exports as % of GDP 2013 (including intra-area trade) Exporte in % des BIP 2013	45.9

### Gross domestic product by economic sectors 2013

#### Bruttoinlandsprodukt nach Wirtschaftssektoren 2013



Indicators Euro zone Indikatoren Euroland	2012	2013	2014	2015
GDP (real, yoy, %) Reales BIP (real, yoy, %)	-0.6	-0.4	1.4	1.7
Gross fixed capital formation (real, yoy, %) Bruttoanlageinvestitionen (real, yoy, %)	-3.8	-2.8	2.2	2.7
Industrial output (real, yoy, %) Industrieproduktion (real, yoy, %)	-2.5	-0.7	1.5	1.7
Consumer prices (yearly average) Verbraucherpreisentwicklung	2.5	1.3	0.6	1.2
Unemployment rate (yearly average) Arbeitslosenquote (Jahresdurchschnitt)	11.3	12.0	11.7	11.5
Merchandise exports (EUR mn) Warenexporte (EUR Mio.)	1,880,595	1,895,967	2,022,601	2,163,184
Merchandise imports (EUR mn) Warenimporte (EUR Mio.)	1,794,073	1,737,206	1,777,627	1,819,999
Current account (% of GDP) Leistungsbilanzsaldo (% des BIP)	1.7	2.4	2.7	2.8
FDI (inflow, % of GDP) Ausländische Direktinvestitionen	n.a.	n.a.	n.a.	n.a.
Budget balance (% of GDP) Budgetsaldo (% des BIP)	-3.7	-3.0	-2.4	-2.0
Gross foreign debt (% of GDP) Bruttoauslandsverschuldung (% des BIP)	n.a.	n.a.	n.a.	n.a.
Average exchange rate: USD/EUR Wechselkurs (Jahresdurchschnitt): USD/EUR	1.29	1.33	1.39	1.43
ECB Refi rate (end of period, %) Refinanzierungstender (Jahresendwert, %)	0.75	0.25	0.15	0.25

## Austria

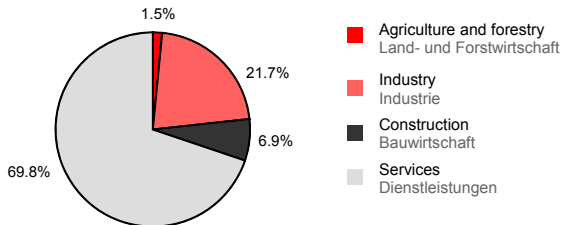
### Österreich

**Bank Austria**  
 Schottengasse 6-8  
 A-1010 Vienna  
 Phone +43 (0) 505 05  
 www.bankaustria.at

Structural indicators Strukturindikatoren	
Area (km <sup>2</sup> ) Fläche (km <sup>2</sup> )	83,879
Population (mn) Bevölkerung (Mio.)	8.5
President Präsident	Heinz Fischer
Prime Minister Bundeskanzler	Werner Faymann
GDP 2013 (EUR bn) BIP 2013 (EUR Mrd.)	313.1
Per capita GDP 2013 (EUR) BIP pro Kopf 2013 (EUR)	36,884
Exports as % of GDP 2013 Exporte in % des BIP 2013	57.4

### Gross domestic product by economic sectors 2013

#### Bruttoinlandsprodukt nach Wirtschaftssektoren 2013





<b>Indicators Austria</b> Indikatoren Österreich	<b>2012</b>	<b>2013</b>	<b>2014</b>	<b>2015</b>
GDP (real, yoy, %) Reales BIP (real, yoy, %)	0.9	0.3	1.5	2.1
Gross fixed capital formation (real, yoy, %) Bruttoanlageinvestitionen (real,yoy, %)	1.6	-0.7	1.7	3.1
Industrial output (real, yoy, %) Industrieproduktion (real, yoy, %)	-0.4	0.7	4.0	4.5
Consumer prices (yearly average) Verbraucherpreisentwicklung	2.4	2.0	1.7	1.9
Unemployment rate (yearly average) Arbeitslosenquote (Jahresdurchschnitt)	4.3	4.9	5.0	4.8
Merchandise exports (EUR mn) Warenexporte (EUR Mio.)	123,544	125,412	134,495	143,081
Merchandise imports (EUR mn) Warenimporte (EUR Mio.)	131,982	129,962	138,441	146,996
Current account (% of GDP) Leistungsbilanzsaldo (% des BIP)	2.4	2.7	2.9	2.8
FDI (inflow, % of GDP) Ausländische Direktinvestitionen	1.4	3.7	3.6	3.4
Budget balance (% of GDP) Budgetsaldo (% des BIP)	-2.6	-1.5	-2.8	-1.5
Gross foreign debt (% of GDP) Bruttoauslandsverschuldung (% des BIP)	201.0	189.3	186.2	182.0

## Germany

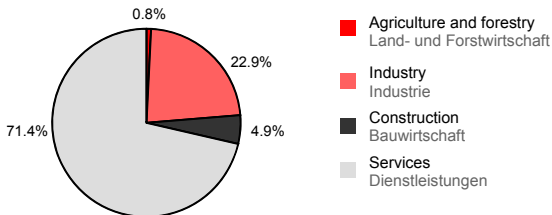
### Deutschland

**UniCredit Bank AG**  
 Kardinal-Faulhaber-Str. 1  
 D-80538 Munich  
 Phone (+49) 89 378 0  
 www.unicreditbank.de

Structural indicators Strukturindikatoren	
Area (km <sup>2</sup> ) Fläche (km <sup>2</sup> )	357,137.17
Population (mn) Bevölkerung (Mio.)	81.80
President Präsident	Joachim Gauck
Prime Minister Bundeskanzler	Angela Merkel
GDP 2013 (EUR bn) BIP 2013 (EUR Mrd.)	2,737.60
Per capita GDP 2013 (EUR) BIP pro Kopf 2013 (EUR)	33,467.0
Exports as % of GDP 2013 Exporte in % des BIP 2013	50.7

#### Gross domestic product by economic sectors 2013

#### Bruttoinlandsprodukt nach Wirtschaftssektoren 2013



<b>Indicators Germany</b> <b>Indikatoren Deutschland</b>	<b>2012</b>	<b>2013F</b>	<b>2014F</b>	<b>2015F</b>
GDP (real, yoy, %) BIP (real, yoy, %)	0.9	0.5	2.5	2.5
Gross fixed capital formation (real, yoy, %) Bruttoanlageinvestitionen (real, yoy, %)	-1.3	-0.7	6.6	3.2
Industrial output (real, yoy, %) Industrieproduktion (real, yoy, %)	-0.4	0.1	3.5	3.0
Consumer prices (yearly average as %) Verbraucherpreise (Jahresdurchschnitt in %)	2	1.5	1.4	2.3
Unemployment rate (yearly average as %) Arbeitslosenquote (Jahresdurchschnitt in %)	6.8	6.9	6.8	6.7
Merchandise exports (EUR bn) Warenexporte (EUR Mrd.)	1,096	1,094	1,167	1,248
Merchandise imports (EUR bn) Warenimporte (EUR Mrd.)	906	896	949	1,006
Current account (% of GDP) Leistungsbilanzsaldo (% des BIP)	7.5	7.6	6.0	6.0
FDI (inflow, % of GDP) Direktinvestitionen (Zuflüsse, % des BIP)	n.a.	n.a.	n.a.	n.a.
Budget balance (% of GDP) Budgetsaldo (% des BIP)	0.1	0	-0.2	0.3
Gross foreign debt (% of GDP) Bruttoauslandsverschuldung (% des BIP)	167	150	n.a.	n.a.

## Italy

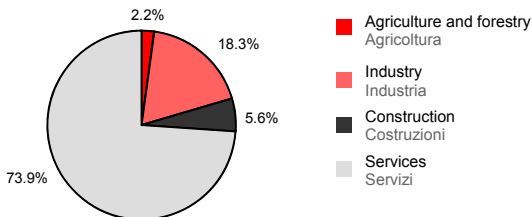
### Italia

**UniCredit Group**  
 Piazza Gae Aulenti, 4  
 I-20154 Milan  
 Phone (+39 02) 88621  
 www.unicreditgroup.eu

Structural indicators	Indicatori Strutturali
Area (km <sup>2</sup> )	301,340
Superficie (km quadrati)	
Population (mn)	59.7
Popolazione (in milioni)	
President	Giorgio Napolitano
Presidente della Repubblica	
Prime Minister	Matteo Renzi
Presidente del Consiglio	
GDP 2013 (EUR bn)	1,560
PIL 2013 (in miliardi di Euro)	
Per capita GDP 2013 (EUR)	26,138
PIL pro capite 2013 (Euro)	
Exports as % of GDP 2013	30.4
Esportazioni as % del PIL 2013	

### Gross domestic product by economic sectors 2013

#### Prodotto interno lordo per settori produttivi 2013



<b>Indicators Italy</b> Indicatori per l'Italia	<b>2012</b>	<b>2013</b>	<b>2014</b>	<b>2015</b>
GDP (real, yoy, %)	-2.4	-1.8	0.5	1.4
PIL (reale, a/a, %)				
Gross fixed capital formation (real, yoy, %)	-8.1	-4.6	1.1	2.5
Investimenti fissi lordi (reali, a/a, %)				
Industrial output (real, yoy, %)	-6.4	-3.1	0.9	1.8
Produzione Industriale (reale, a/a, %)				
Consumer prices (yearly average)	3.0	1.2	0.5	1.1
Prezzi al consumo (media annua)				
Unemployment rate (yearly average)	10.7	12.2	12.8	12.8
Tasso di disoccupazione (media annua)				
Merchandise exports (EUR mn)	390,182	389,858	407,012	426,955
Esportazioni di beni (in milioni di Euro)				
Merchandise imports (EUR mn)	380,293	359,456	370,599	388,017
Importazioni di beni (in milioni di Euro)				
Current account (% of GDP)	-0.3	1.0	1.4	1.3
Saldo delle partite correnti (as % del PIL)				
FDI (inflow, % of GDP)	n.a.	n.a.	n.a.	n.a.
Investimenti diretti dall'estero (as % del PIL)				
Budget balance (% of GDP)	-3.0	-3.0	-2.7	-2.4
Saldo di bilancio (as % del PIL)				
Gross foreign debt (% of GDP)	n.a.	n.a.	n.a.	n.a.
Debito estero (as % del PIL)				
Average exchange rate: USD/EUR	1.29	1.33	1.39	1.43
Tasso di cambio euro-dollaro (media annua)				
ECB Refi rate (end of period, %)	0.75	0.25	0.15	0.25
Tasso di riferimento BCE (fine periodo, as %)				

## Notes

## Disclaimer

Our recommendations are based on information obtained from, or are based upon public information sources that we consider to be reliable but for the completeness and accuracy of which we assume no liability. All estimates and opinions included in the report represent the independent judgment of the analysts as of the date of the issue. We reserve the right to modify the views expressed herein at any time without notice. Moreover, we reserve the right not to update this information or to discontinue it altogether without notice.

This analysis is for information purposes only and (i) does not constitute or form part of any offer for sale or subscription of or solicitation of any offer to buy or subscribe for any financial, money market or investment instrument or any security, (ii) is neither intended as such an offer for sale or subscription of or solicitation of an offer to buy or subscribe for any financial, money market or investment instrument or any security nor (iii) as an advertisement thereof. The investment possibilities discussed in this report may not be suitable for certain investors depending on their specific investment objectives and time horizon or in the context of their overall financial situation. The investments discussed may fluctuate in price or value. Investors may get back less than they invested. Changes in rates of exchange may have an adverse effect on the value of investments. Furthermore, past performance is not necessarily indicative of future results. In particular, the risks associated with an investment in the financial, money market or investment instrument or security under discussion are not explained in their entirety.

This information is given without any warranty on an "as is" basis and should not be regarded as a substitute for obtaining individual advice. Investors must make their own determination of the appropriateness of an investment in any instruments referred to herein based on the merits and risks involved, their own investment strategy and their legal, fiscal and financial position. As this document does not qualify as an investment recommendation or as a direct investment recommendation, neither this document nor any part of it shall form the basis of, or be relied on in connection with or act as an inducement to enter into, any contract or commitment whatsoever. Investors are urged to contact their bank's investment advisor for individual explanations and advice.

Neither UniCredit Bank, UniCredit Bank London, UniCredit Bank Milan, UniCredit Bulbank, Zagrebačka banka, UniCredit Bank Czechia, Bank Pekao, UniCredit Russia, UniCredit Slovakia, UniCredit Tiriac nor any of their respective directors, officers or employees nor any other person accepts any liability whatsoever (in negligence or otherwise) for any loss howsoever arising from any use of this document or its contents or otherwise arising in connection therewith.

This analysis is being distributed by electronic and ordinary mail to professional investors, who are expected to make their own investment decisions without undue reliance on this publication, and may not be redistributed, reproduced or published in whole or in part for any purpose.

### **Responsibility for the content of this publication lies with:**

a) UniCredit Bank AG (UniCredit Bank), Am Tucherpark 16, 80538 Munich, Germany, (also responsible for the distribution pursuant to §34b WpHG). The company belongs to UniCredit Group. Regulatory authority: "BaFin" – Bundesanstalt für Finanzdienstleistungsaufsicht, Lurgiallee 12, 60439 Frankfurt, Germany.

b) UniCredit Bank AG London Branch (UniCredit Bank London), Moor House, 120 London Wall, London EC2Y 5ET, United Kingdom.

Regulatory authority: "BaFin" – Bundesanstalt für Finanzdienstleistungsaufsicht, Lurgiallee 12, 60439 Frankfurt, Germany and subject to limited regulation by the Financial Conduct Authority, 25 The North Colonnade, Canary Wharf, London E14 5HS, United Kingdom and Prudential Regulation Authority 20 Moorgate, London, EC2R 6DA, United Kingdom. Further details regarding our regulatory status are available on request.

c) UniCredit Bank AG Milan Branch (UniCredit Bank Milan), Piazza Gae Aulenti, 4 - Torre C, 20154 Milan, Italy, duly authorized by the Bank of Italy to provide investment services.

Regulatory authority: "Bank of Italy", Via Nazionale 91, 00184 Roma, Italy and Bundesanstalt für Finanzdienstleistungsaufsicht, Lurgiallee 12, 60439 Frankfurt, Germany.

d) UniCredit Bulbank, Sveta Nedelya Sq. 7, BG-1000 Sofia, Bulgaria

Regulatory authority: Financial Supervision Commission (FSC), 33 Shar Planina str., 1303 Sofia, Bulgaria

e) Zagrebačka banka d.d., Trg bana Jelačića 10, HR-10000 Zagreb, Croatia

Regulatory authority: Croatian Agency for Supervision of Financial Services, Miramarska 24B, 10000 Zagreb, Croatia

f) UniCredit Bank Czech Republic (UniCredit Bank Czechia), Na Příkopě 858/20, CZ-11121 Prague, Czech Republic

Regulatory authority: CNB Czech National Bank, Na Příkopě 28, 115 03 Praha 1, Czech Republic

g) Bank Pekao, ul. Grzybowska 53/57, PL-00-950 Warsaw, Poland

Regulatory authority: Polish Financial Supervision Authority, Plac Powstańców Warszawy 1, 00-950 Warsaw, Poland

h) ZAO UniCredit Bank Russia (UniCredit Russia), Prechistenskaya emb. 9, RF-19034 Moscow, Russia

Regulatory authority: Federal Service on Financial Markets, 9 Leninsky prospekt, Moscow 119991, Russia

i) UniCredit Bank Slovakia a.s. (UniCredit Slovakia), Šancova 1/A, SK-813 33 Bratislava, Slovakia

Regulatory authority: National Bank of Slovakia, Imricha Karvaša 1, 813 25 Bratislava, Slovakia

j) UniCredit Tiriac Bank (UniCredit Tiriac), Bucharest 1F Expozitiei Boulevard, RO-012101 Bucharest 1, Romania

Regulatory authority: National Bank of Romania, 25 Lipscani Street, RO-030031, 3rd District, Bucharest, Romania



**POTENTIAL CONFLICTS OF INTEREST**

UniCredit Bank AG acts as a Specialist or Primary Dealer in government bonds issued by the Italian, Portuguese and Greek Treasury. Main tasks of the Specialist are to participate with continuity and efficiency to the governments' securities auctions, to contribute to the efficiency of the secondary market through market making activity and quoting requirements and to contribute to the management of public debt and to the debt issuance policy choices, also through advisory and research activities.

**ANALYST DECLARATION**

The author's remuneration has not been, and will not be, geared to the recommendations or views expressed in this study, neither directly nor indirectly.

**ORGANIZATIONAL AND ADMINISTRATIVE ARRANGEMENTS TO AVOID AND PREVENT CONFLICTS OF INTEREST**

To prevent or remedy conflicts of interest, UniCredit Bank, UniCredit Bank London, UniCredit Bank Milan, UniCredit Bulbank, Zagrebačka banka, UniCredit Bank Czechia, Bank Pekao, UniCredit Russia, UniCredit Slovakia, and UniCredit Tiriac have established the organizational arrangements required from a legal and supervisory aspect, adherence to which is monitored by its compliance department. Conflicts of interest arising are managed by legal and physical and non-physical barriers (collectively referred to as "Chinese Walls") designed to restrict the flow of information between one area/department of UniCredit Bank, UniCredit Bank London, UniCredit Bank Milan, UniCredit Bulbank, Zagrebačka banka, UniCredit Bank Czechia, Bank Pekao, UniCredit Russia, UniCredit Slovakia, UniCredit Tiriac, and another. In particular, Investment Banking units, including corporate finance, capital market activities, financial advisory and other capital raising activities, are segregated by physical and non-physical boundaries from Markets Units, as well as the research department. In the case of equities execution by UniCredit Bank AG Milan Branch, other than as a matter of client facilitation or delta hedging of OTC and listed derivative positions, there is no proprietary trading. Disclosure of publicly available conflicts of interest and other material interests is made in the research. Analysts are supervised and managed on a day-to-day basis by line managers who do not have responsibility for Investment Banking activities, including corporate finance activities, or other activities other than the sale of securities to clients.

**ADDITIONAL REQUIRED DISCLOSURES UNDER THE LAWS AND REGULATIONS OF JURISDICTIONS INDICATED****Notice to Australian investors**

This publication is intended for wholesale clients in Australia subject to the following: UniCredit Bank AG and its branches do not hold an Australian Financial Services licence but are exempt from the requirement to hold a licence under the Act in respect of the financial services to wholesale clients. UniCredit Bank AG and its branches are regulated by BaFin under German laws, which differ from Australian laws. This document is only for distribution to wholesale clients as defined in Section 761G of the Corporations Act. UniCredit Bank AG and its branches are not Authorised Deposit Taking Institutions under the Banking Act 1959 and are not authorised to conduct a banking business in Australia.

**Notice to Austrian investors**

This document does not constitute or form part of any offer for sale or subscription of or solicitation of any offer to buy or subscribe for any securities and neither this document nor any part of it shall form the basis of, or be relied on in connection with or act as an inducement to enter into, any contract or commitment whatsoever.

This document is confidential and is being supplied to you solely for your information and may not be reproduced, redistributed or passed on to any other person or published, in whole or part, for any purpose.

**Notice to Czech investors**

This report is intended for clients of UniCredit Bank, UniCredit Bank London, UniCredit Bank Milan, UniCredit Bulbank, Zagrebačka banka, UniCredit Bank Czechia, Bank Pekao, UniCredit Russia, UniCredit Slovakia, UniCredit Tiriac in the Czech Republic and may not be used or relied upon by any other person for any purpose.

**Notice to Italian investors**

This document is not for distribution to retail clients as defined in article 26, paragraph 1(e) of Regulation n. 16190 approved by CONSOB on October 29, 2007.

In the case of a short note, we invite the investors to read the related company report that can be found on UniCredit Research website [www.research.unicreditgroup.eu](http://www.research.unicreditgroup.eu).

**Notice to Japanese investors**

This document does not constitute or form part of any offer for sale or subscription for or solicitation of any offer to buy or subscribe for any securities and neither this document nor any part of it shall form the basis of, or be relied on in connection with or act as an inducement to enter into, any contract or commitment whatsoever.

**Notice to Polish investors**

This document is intended solely for professional clients as defined in Art. 3 39b of the Trading in Financial Instruments Act of 29 July 2005. The publisher and distributor of the recommendation certifies that it has acted with due care and diligence in preparing the recommendation, however, assumes no liability for its completeness and accuracy.

**Notice to Russian investors**

As far as we are aware, not all of the financial instruments referred to in this analysis have been registered under the federal law of the Russian Federation "On the Securities Market" dated 22 April 1996, as amended (the "Law"), and are not being offered, sold, delivered or advertised in the Russian Federation. This analysis is intended for qualified investors, as defined by the Law, and shall not be distributed or disseminated to a general public and to any person, who is not a qualified investor.

**Notice to Turkish investors**

Investment information, comments and recommendations stated herein are not within the scope of investment advisory activities. Investment advisory services are provided in accordance with a contract of engagement on investment advisory services concluded with brokerage houses, portfolio management companies, non-deposit banks and the clients. Comments and recommendations stated herein rely on the individual opinions of the ones providing these comments and recommendations. These opinions may not suit your financial status, risk and return preferences. For this reason, to make an investment decision by relying solely on the information stated here may not result in consequences that meet your expectations.

**Notice to UK investors**

This communication is directed only at clients of UniCredit Bank, UniCredit Bank London, UniCredit Bank Milan, UniCredit Bulbank, Zagrebačka banka, UniCredit Bank Czechia, Bank Pekao, UniCredit Russia, UniCredit Slovakia, or UniCredit Tiriac who (i) have professional experience in matters relating to investments or (ii) are persons falling within Article 49(2)(a) to (d) ("high net worth companies, unincorporated associations, etc.") of the United Kingdom Financial Services and Markets Act 2000 (Financial Promotion) Order 2005 or (iii) to whom it may otherwise lawfully be communicated (all such persons together being referred to as "relevant persons"). This communication must not be acted on or relied on by persons who are not relevant persons. Any investment or investment activity to which this communication relates is available only to relevant persons and will be engaged in only with relevant persons.

**Notice to U.S. investors**

This report is being furnished to U.S. recipients in reliance on Rule 15a-6 ("Rule 15a-6") under the U.S. Securities Exchange Act of 1934, as amended. Each U.S. recipient of this report represents and agrees, by virtue of its acceptance thereof, that it is such a "major U.S. institutional investor" (as such term is defined in Rule 15a-6) and that it understands the risks involved in executing transactions in such securities. Any U.S. recipient of this report that wishes to discuss or receive additional information regarding any security or issuer mentioned herein, or engage in any transaction to purchase or sell or solicit or offer the purchase or sale of such securities, should contact a registered representative of UniCredit Capital Markets, LLC.

Any transaction by U.S. persons (other than a registered U.S. broker-dealer or bank acting in a broker-dealer capacity) must be effected with or through UniCredit Capital Markets.

The securities referred to in this report may not be registered under the U.S. Securities Act of 1933, as amended, and the issuer of such securities may not be subject to U.S. reporting and/or other requirements. Available information regarding the issuers of such securities may be limited, and such issuers may not be subject to the same auditing and reporting standards as U.S. issuers.

The information contained in this report is intended solely for certain "major U.S. institutional investors" and may not be used or relied upon by any other person for any purpose. Such information is provided for informational purposes only and does not constitute a solicitation to buy or an offer to sell any securities under the Securities Act of 1933, as amended, or under any other U.S. federal or state securities laws, rules or regulations. The investment opportunities discussed in this report may be unsuitable for certain investors depending on their specific investment objectives, risk tolerance and financial position. In jurisdictions where UniCredit Capital Markets is not registered or licensed to trade in securities, commodities or other financial products, transactions may be executed only in accordance with applicable law and legislation, which may vary from jurisdiction to jurisdiction and which may require that a transaction be made in accordance with applicable exemptions from registration or licensing requirements.

The information in this publication is based on carefully selected sources believed to be reliable, but UniCredit Capital Markets does not make any representation with respect to its completeness or accuracy. All opinions expressed herein reflect the author's judgment at the original time of publication, without regard to the date on which you may receive such information, and are subject to change without notice.

UniCredit Capital Markets may have issued other reports that are inconsistent with, and reach different conclusions from, the information presented in this report. These publications reflect the different assumptions, views and analytical methods of the analysts who prepared them. Past performance should not be taken as an indication or guarantee of future performance, and no representation or warranty, express or implied, is provided in relation to future performance.

UniCredit Capital Markets and any company affiliated with it may, with respect to any securities discussed herein: (a) take a long or short position and buy or sell such securities; (b) act as investment and/or commercial bankers for issuers of such securities; (c) act as market makers for such securities; (d) serve on the board of any issuer of such securities; and (e) act as paid consultant or advisor to any issuer.

The information contained herein may include forward-looking statements within the meaning of U.S. federal securities laws that are subject to risks and uncertainties. Factors that could cause a company's actual results and financial condition to differ from expectations include, without limitation: political uncertainty, changes in general economic conditions that adversely affect the level of demand for the company's products or services, changes in foreign exchange markets, changes in international and domestic financial markets and in the competitive environment, and other factors relating to the foregoing. All forward-looking statements contained in this report are qualified in their entirety by this cautionary statement

**This document may not be distributed in Canada.**

EF1 e 3

## Banking network

### UniCredit Group CEE banking network – Headquarters

#### AZERBAIJAN

**Yapi Kredi Azerbaijan**  
Yasamal District, Jafar Jabbarli  
Str., 32/12,  
AZ-1065, Baku/Azerbaijan  
Phone: +994 12 497 77 95  
Fax: +994 12 497 0276  
E-mail: info@yapikredi.com.az

#### BOSNIA AND HERZEGOVINA

**UniCredit Bank**  
Kardinala Stepinca d.d.,  
BH-88000 Mostar  
Phone: +387 36 312 112  
E-mail: info@unicreditgroup.ba  
www.unicreditbank.ba

**UniCredit Bank Banja Luka**  
Marije Bursac 7,  
BH-78000 Banja Luka  
Phone: +387 80 051 051  
E-mail: info-bl@unicreditgroup.ba  
www.unicreditbank-bl.ba

#### BULGARIA

**UniCredit Bulbank**  
Sveta Nedelya Sq. 7,  
BG-1000 Sofia  
Phone: +359 70 01 84 84  
www.unicreditbulbank.bg

#### CROATIA

**Zagrebačka banka**  
Paromlinska 2,  
HR-10000 Zagreb  
Phone: +385 1 6104 169  
Email: zaba@  
unicreditgroup.zaba.hr  
www.zaba.hr

#### CZECH REPUBLIC

**UniCredit Bank**  
Na Poikopi 20  
CZ-113 80 Prague 1  
Phone: +420 221 112 111  
E-mail: info@unicreditgroup.cz  
www.unicreditbank.cz

#### HUNGARY

**UniCredit Bank**  
Szabadság square 5-6,  
H-1054 Budapest,  
Phone: +36 1 301 12 71  
E-mail: info@unicreditbank.hu  
www.unicreditbank.hu

#### MACEDONIA

**Bank Austria  
Representative Office**  
Ulica Makedonija br. 53/4  
MK-1000 Skopje, Macedonia  
Phone: +389 23 215 130  
E-mail: milan.djordjevic@  
unicreditgroup.mk

#### MONTENEGRO

**Bank Austria  
Representative Office**  
Hercegovacka 13  
ME-81000 Podgorica  
Phone: +382 81 66 7740  
E-mail: milan.djordjevic@  
unicreditgroup.mk

#### POLAND

**Bank Pekao**  
ul. Grzybowska 53/57,  
PL-00-950 Warsaw  
Phone: +48 22 656-0000  
www.pekao.com.pl

#### ROMANIA

**UniCredit Tiriac Bank**  
F, Blvd. Expozitiei  
RO-012101 Bucharest 1,  
Phone: +40 21 200 2202  
E-Mail: office@unicredittiriac.ro  
www.unicredit-tiriac.ro

#### RUSSIA

**UniCredit Bank**  
Prechistenskaya nab. 9,  
RF-119034 Moscow  
Phone: +7 495 258 7258  
Email: unicity@  
unicreditgroup.ru  
www.unicreditbank.ru

#### SERBIA

**UniCredit Bank**  
Rajiceva 27-29,  
RS-11000 Belgrade  
Phone: +381 11 3204 500  
E-mail: office@unicreditgroup.rs  
www.unicreditbank.rs

#### SLOVAKIA

**UniCredit Bank**  
Sāncova 1/A,  
SK-813 33 Bratislava  
Phone: +421 2 4950 1111  
www.unicreditbank.sk

#### SLOVENIA

**UniCredit Bank**  
Šmartinska cesta 140,  
SI-1000 Ljubljana  
Phone: +386 1 5876 600  
E-mail: info@unicreditgroup.si  
www.unicreditbank.si

**TURKEY****Yapı Kredi**

Yapı Kredi Plaza D Blok, Levent,  
TR-34330 Istanbul  
Phone: +90 212 339 70 00  
www.yapikredi.com.tr

**UKRAINE****UniCredit Bank**

D. Galytrskogo Str. 14,  
UA-43016 Lutsk  
Phone: +380 332 776210  
E-mail: info@unicredit.com.ua  
www.unicreditbank.com.ua

**PJSC Ukrsotsbank**

29 Kovpaka St.,  
UA-03150 Kiev  
Phone: +380 44 230 32 99  
E-mail: info@ukrsotsbank.ua  
www.unicredit.com.ua

## UniCredit Group CEE banking network – Corporate customers

**AUSTRIAN CONTACT****BANK AUSTRIA**

**Cross Border Business  
Mangement**  
E-mail:  
business\_development@  
unicreditgroup.at

**ITALIAN CONTACT****UNICREDIT CORPORATE  
BANKING**

**Cross Border Business  
Mangement Italy**  
E-mail: cbbm-cib@  
unicredit.eu

**Marino Inio**

Phone: +39 02 8862 1672  
E-mail: marino.inio@  
unicredit.eu

**GERMAN CONTACT****UNICREDIT BANK AG**

**Carmen Hummel**  
Phone: +49 89 378 29947  
E-mail: carmen.hummel@  
unicredit.de

**INTERNATIONAL CONTACT****AZERBAIJAN****Ozgur SESEN**

Phone: +994 12 497 0255  
E-mail: ozgur.sesen@  
yapikredi.com.az

**BOSNIA AND HERZEGOVINA MACEDONIA****UniCredit Bank d.d.  
Ilvana LOKVANČIĆ**

Phone: +387 33 49 16 56  
E-mail: ilvana.lokvancic@  
unicreditgroup.ba

**UniCredit Bank Banja Luka  
Boris Dragic**

Phone: +387 51 243 320;  
E-mail: boris.dragic@  
unicreditgroup.ba

**BULGARIA****Aldo Andredoni**

Phone: +359 2 923 2560  
E-mail: aldo.andredoni@  
unicreditgroup.bg

**CROATIA****Zoran Ferber**

Phone: +385 1 6305 437  
E-mail: zoran.ferber@  
unicreditgroup.zaba.hr

**CZECH REPUBLIC****Miroslav Hrabal**

Phone: +420 955 961 108  
E-mail: miroslav.hrabal@  
unicreditgroup.cz

**HUNGARY****Paolo Garlanda**

Phone: +36 1 301 1207  
E-mail: paolo.garlanda@  
unicreditgroup.hu

**Milan Djordjevic**

Phone: +389 70 267 034  
E-mail: Milan.Djordjevic@  
unicreditgroup.mk

**MONTENEGRO****Milan Djordjevic**

Phone: +389 70 267 034  
E-mail: Milan.Djordjevic@  
unicreditgroup.mk

**POLAND****Robert Randak**

Phone: +48 22 524 8957  
E-mail: robert.randak@  
pekao.com.pl

**ROMANIA****Christine Tomasin**

Phone: +40 21 200 1768  
E-mail: christine.tomasin2@  
unicredit.ro

**RUSSIA****Inna Maryasina**

Phone: +7 495 554 5352  
E-mail: inna.maryasina@  
unicreditgroup.ru

**SERBIA****Natali Jovic**

Phone: +381 11 3204 533  
E-mail: natali.jovic@  
unicreditgroup.rs

**SLOVAKIA****Massimiliano Giuliani**

Phone: +421 2 4950 2373  
E-mail: massimiliano.giuliani@  
unicreditgroup.sk

**SLOVENIA****Branka Cic**

Phone: +386 1 5876 512  
E-mail: branka.cic@  
unicreditgroup.si

**TURKEY****Esra Omuzluoglu**

Phone: +90 212 339 7592  
E-mail: esra.omuzluoglu@  
yapikredi.com.tr

**UKRAINE****Roberto Poliak**

Phone: +380 44 529 0583  
E-mail: roberto.poliak@  
unicredit.ua

## UniCredit Research\*

Michael Baptista  
Global Head of CIB Research  
+44 207 826-1328  
michael.baptista@unicredit.eu

Erik F. Nielsen,  
Global Chief Economist  
+44 207 826 1765  
erik.nielsen@unicredit.eu

Dr. Ingo Heimig  
Head of Research Operations  
+49 89 378-13952  
ingo.heimig@unicredit.de

### ECONOMICS & FI/FX RESEARCH

#### Economics & Commodity Research

##### European Economics

Marco Valli, Chief Eurozone Economist  
+39 02 8862-0537  
marco.valli@unicredit.eu

Dr. Andreas Rees,  
Chief German Economist  
+49 69 2717-2074  
andreas.rees@unicredit.de

Stefan Bruckbauer,  
Chief Austrian Economist  
+43 50505-41951  
stefan.bruckbauer@unicreditgroup.at

Tullia Bucco, Economist  
+39 02 8862-0532  
tullia.bucco@unicredit.eu

Chiara Corsa, Economist  
+39 02 8862-0533  
chiara.corsa@unicredit.eu

Dr. Loredana Federico, Economist  
+39 02 8862-0534  
loredanamaria.federico@unicredit.eu

Chiara Silvestre, Economist  
chiara.silvestre@unicredit.eu

Daniel Vernazza, Ph.D., Economist  
+44 207 826-7805  
daniel.vernazza@unicredit.eu

Dr. Martina von Terzi, Economist  
+49 89 378-13013  
martina.vonterzi@unicredit.de

##### US Economics

Dr. Harm Bandholz, CFA,  
Chief US Economist  
+1 212 672-5957  
harm.bandholz@unicredit.eu

##### China Economics

Nikolaus Keis, Economist  
+49 89 378-12560  
nikolaus.keis@unicredit.de

##### Commodity Research

Kathrin Goretzki, Economist  
+49 89 378-15368  
kathrin.goretzki@unicredit.de

Jochen Hitzfeld, Economist  
+49 89 378-18709  
jochen.hitzfeld@unicredit.de

#### EEMEA Economics & FI/FX Strategy

Gillian Edgeworth, Chief EEMEA Economist  
+44 207 826-1772  
gillian.edgeworth@unicredit.eu

Artem Arkhipov, Head, Macroeconomic Analysis  
and Research, Russia  
+7 495 258-7258  
artem.arkhipov@unicredit.ru

Anca Maria Aron, Economist, Romania  
+40 21 200-1377  
anca.aron@unicredit.ro

Anna Bogdyukevich, CFA, Russia  
+7 495 258-7258 ext. 11-7562  
anna.bogdyukevich@unicredit.ru

Dan Bucsa, Economist  
+44 207 826-7954  
dan.bucsa@unicredit.eu

Hrvoje Dolenc, Chief Economist, Croatia  
+385 1 6006 678  
hrvoje.dolenc@unicreditgroup.zaba.hr

Lubomir Koršňák, Chief Economist, Slovakia  
+421 2 4950 2427  
lubomir.korsnak@unicreditgroup.sk

Catalina Molnar, Chief Economist, Romania  
+40 21 200-1376  
catalina.molnar@unicredit.ro

Marcin Mrowiec, Chief Economist, Poland  
+48 22 524-5914  
marcin.mrowiec@pekao.com.pl

Carlos Ortiz, Economist, EEMEA  
+44 207 826-1228  
carlos.ortiz@unicredit.eu

Mihai Patrulescu, Senior Economist, Romania  
+40 21 200-1378  
mihai.patrulescu@unicredit.ro

Kristofor Pavlov, Chief Economist, Bulgaria  
+359 2 9269-390  
kristofor.pavlov@unicreditgroup.bg

Pavel Sobisek, Chief Economist, Czech Republic  
+420 955 960-716  
pavel.sobisek@unicreditgroup.cz

#### Global FI Strategy

Michael Rottmann, Head,  
FI Strategy  
+49 89 378-15121  
michael.rottman1@unicredit.de

Dr. Luca Cazzulani, Deputy Head,  
FI Strategy  
+39 02 8862-0640  
luca.cazzulani@unicredit.eu

Chiara Cremonesi, FI Strategy  
+44 207 826-1771  
chiara.cremonesi@unicredit.eu

Elia Lattuga, FI Strategy  
+39 02 8862-0538  
elia.lattuga@unicredit.eu

Kornelius Purps, FI Strategy  
+49 89 378-12753  
kornelius.purps@unicredit.de

Herbert Stocker, Technical Analysis  
+49 89 378-14305  
herbert.stocker@unicredit.de

#### Global FX Strategy

Dr. Vasileios Gkionakis,  
Global Head, FX Strategy  
+44 207 826-7951  
vasileios.gkionakis@unicredit.eu

Armin Mekelburg, FX Strategy  
+49 89 378-14307  
armin.mekelburg@unicredit.de

Roberto Mialich, FX Strategy  
+39 02 8862-0658  
roberto.mialich@unicredit.eu